


MUNICIPAL GENERAL ELECTION RESULTS CERTIFICATE


STATE OF UTAH)
COUNTY OF SALT LAKE) §
CITY OF MILLCREEK)

I, **Elyse Greiner**, City Recorder for Millcreek, County of Salt Lake, State of Utah, do hereby certify that the foregoing is a true and full election tabulation report, including all valid provisional and absentee ballots, for the Municipal General Election held in Millcreek, Salt Lake County, Utah on November 5, 2019.

I hereunto set my hand and affixed my official seal.

Dated this 19th day of November, 2019.





Elyse Greiner, City Recorder


BOARD OF CANVASSERS

The Millcreek Election Canvass Board hereby accepts the tabulation results as presented by the Salt Lake County Clerk’s Office and the Millcreek Recorder, and declares them to be the official Millcreek results of the Municipal General Election held on November 5, 2019.

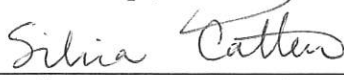
Dated this 19th day of November 2019.



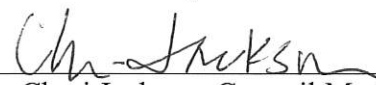
Jeff Silvestrini, Mayor



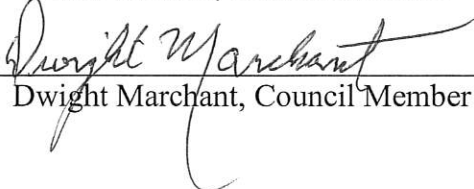
Bev Uipi, Council Member



Silva Catten, Council Member



Cheri Jackson, Council Member



Dwight Marchant, Council Member

OFFICIAL FINAL ELECTION RESULTS
2019 GENERAL ELECTION
SALT LAKE COUNTY, UTAH

Date:11/19/19
Time:13:41:12
Page:1 of 1

Cards Cast 14529

Millcreek Mayor	
	Total
Vote For	1
Times Counted	14529
Total Votes	14480
JEFF SILVESTRINI	10855 74.97%
ANGEL VICE	3625 25.03%

Millcreek Council 1	
	Total
Vote For	1
Times Counted	1798
Total Votes	1564
SILVIA CATTEN	1564 100.00%

Millcreek Council 3	
	Total
Vote For	1
Times Counted	4626
Total Votes	4522
CHERI JACKSON	3567 78.88%
JEMINA A. KELLER	955 21.12%

OFFICIAL FINAL ELECTION RESULTS
 2019 GENERAL ELECTION
 SALT LAKE COUNTY, UTAH
 STATEMENT OF VOTES CAST

Date:11/19/19
 Time:14:03:52
 Page:102 of 112

Millcreek Mayor						
	Reg. Voters	Times Counted	Total Votes	JEFF SILVESTRINI		ANGEL VICE
Jurisdiction Wide						
MIL001						
Polling	880	0	0	0	-	0
Vote Centers	880	14	14	9	64.29%	5 35.71%
Vote By Mail	880	274	274	176	64.23%	98 35.77%
Early Voting	880	1	1	1	100.00%	0 0.00%
Total	880	289	289	186	64.36%	103 35.64%
MIL002						
Polling	942	0	0	0	-	0
Vote Centers	942	9	9	1	11.11%	8 88.89%
Vote By Mail	942	392	391	225	57.54%	166 42.46%
Early Voting	942	1	1	0	0.00%	1 100.00%
Total	942	402	401	226	56.36%	175 43.64%
MIL003						
Polling	826	0	0	0	-	0
Vote Centers	826	9	9	4	44.44%	5 55.56%
Vote By Mail	826	283	283	182	64.31%	101 35.69%
Early Voting	826	2	2	0	0.00%	2 100.00%
Total	826	294	294	186	63.27%	108 36.73%
MIL004						
Polling	1045	0	0	0	-	0
Vote Centers	1045	9	9	5	55.56%	4 44.44%
Vote By Mail	1045	426	426	290	68.08%	136 31.92%
Early Voting	1045	2	2	0	0.00%	2 100.00%
Total	1045	437	437	295	67.51%	142 32.49%
MIL005						
Polling	460	0	0	0	-	0
Vote Centers	460	9	9	4	44.44%	5 55.56%
Vote By Mail	460	177	177	113	63.84%	64 36.16%
Early Voting	460	1	1	0	0.00%	1 100.00%
Total	460	187	187	117	62.57%	70 37.43%
MIL006						
Polling	687	0	0	0	-	0
Vote Centers	687	4	4	2	50.00%	2 50.00%
Vote By Mail	687	269	268	210	78.36%	58 21.64%
Early Voting	687	1	1	1	100.00%	0 0.00%
Total	687	274	273	213	78.02%	60 21.98%
MIL007						
Polling	294	0	0	0	-	0
Vote Centers	294	1	1	1	100.00%	0 0.00%
Vote By Mail	294	52	52	33	63.46%	19 36.54%
Early Voting	294	0	0	0	-	0

OFFICIAL FINAL ELECTION RESULTS
 2019 GENERAL ELECTION
 SALT LAKE COUNTY, UTAH
 STATEMENT OF VOTES CAST

Date:11/19/19
 Time:14:03:52
 Page:103 of 112

Millcreek Mayor								
	Reg. Voters	Times Counted	Total Votes	JEFF SILVESTRINI		ANGEL VICE		
Total	294	53	53	34	64.15%	19	35.85%	
MIL008								
Polling	316	0	0	0	-	0	-	
Vote Centers	316	0	0	0	-	0	-	
Vote By Mail	316	34	34	21	61.76%	13	38.24%	
Early Voting	316	0	0	0	-	0	-	
Total	316	34	34	21	61.76%	13	38.24%	
MIL009								
Polling	884	0	0	0	-	0	-	
Vote Centers	884	4	4	1	25.00%	3	75.00%	
Vote By Mail	884	155	154	101	65.58%	53	34.42%	
Early Voting	884	0	0	0	-	0	-	
Total	884	159	158	102	64.56%	56	35.44%	
MIL010								
Polling	563	0	0	0	-	0	-	
Vote Centers	563	1	1	1	100.00%	0	0.00%	
Vote By Mail	563	138	136	88	64.71%	48	35.29%	
Early Voting	563	2	2	0	0.00%	2	100.00%	
Total	563	141	139	89	64.03%	50	35.97%	
MIL011								
Polling	957	0	0	0	-	0	-	
Vote Centers	957	8	8	5	62.50%	3	37.50%	
Vote By Mail	957	325	323	257	79.57%	66	20.43%	
Early Voting	957	0	0	0	-	0	-	
Total	957	333	331	262	79.15%	69	20.85%	
MIL012								
Polling	800	0	0	0	-	0	-	
Vote Centers	800	6	6	5	83.33%	1	16.67%	
Vote By Mail	800	252	251	178	70.92%	73	29.08%	
Early Voting	800	0	0	0	-	0	-	
Total	800	258	257	183	71.21%	74	28.79%	
MIL013								
Polling	747	0	0	0	-	0	-	
Vote Centers	747	3	3	1	33.33%	2	66.67%	
Vote By Mail	747	245	244	177	72.54%	67	27.46%	
Early Voting	747	0	0	0	-	0	-	
Total	747	248	247	178	72.06%	69	27.94%	
MIL014								
Polling	501	0	0	0	-	0	-	
Vote Centers	501	4	4	2	50.00%	2	50.00%	
Vote By Mail	501	269	269	203	75.46%	66	24.54%	
Early Voting	501	0	0	0	-	0	-	

OFFICIAL FINAL ELECTION RESULTS
 2019 GENERAL ELECTION
 SALT LAKE COUNTY, UTAH
 STATEMENT OF VOTES CAST

Date:11/19/19
 Time:14:03:52
 Page:104 of 112

Millcreek Mayor								
	Reg. Voters	Times Counted	Total Votes	JEFF SILVESTRINI		ANGEL VICE		
Total	501	273	273	205	75.09%	68	24.91%	
MIL015								
Polling	902	0	0	0	-	0	-	
Vote Centers	902	7	7	3	42.86%	4	57.14%	
Vote By Mail	902	360	359	265	73.82%	94	26.18%	
Early Voting	902	1	1	1	100.00%	0	0.00%	
Total	902	368	367	269	73.30%	98	26.70%	
MIL016								
Polling	1058	0	0	0	-	0	-	
Vote Centers	1058	9	9	8	88.89%	1	11.11%	
Vote By Mail	1058	390	390	323	82.82%	67	17.18%	
Early Voting	1058	3	3	1	33.33%	2	66.67%	
Total	1058	402	402	332	82.59%	70	17.41%	
MIL017								
Polling	444	0	0	0	-	0	-	
Vote Centers	444	2	2	1	50.00%	1	50.00%	
Vote By Mail	444	126	126	77	61.11%	49	38.89%	
Early Voting	444	1	1	1	100.00%	0	0.00%	
Total	444	129	129	79	61.24%	50	38.76%	
MIL018								
Polling	889	0	0	0	-	0	-	
Vote Centers	889	3	3	3	100.00%	0	0.00%	
Vote By Mail	889	273	272	207	76.10%	65	23.90%	
Early Voting	889	0	0	0	-	0	-	
Total	889	276	275	210	76.36%	65	23.64%	
MIL019								
Polling	883	0	0	0	-	0	-	
Vote Centers	883	4	4	1	25.00%	3	75.00%	
Vote By Mail	883	298	297	233	78.45%	64	21.55%	
Early Voting	883	2	2	1	50.00%	1	50.00%	
Total	883	304	303	235	77.56%	68	22.44%	
MIL020								
Polling	679	0	0	0	-	0	-	
Vote Centers	679	16	16	9	56.25%	7	43.75%	
Vote By Mail	679	266	266	169	63.53%	97	36.47%	
Early Voting	679	0	0	0	-	0	-	
Total	679	282	282	178	63.12%	104	36.88%	
MIL021								
Polling	655	0	0	0	-	0	-	
Vote Centers	655	9	9	4	44.44%	5	55.56%	
Vote By Mail	655	265	264	184	69.70%	80	30.30%	
Early Voting	655	1	1	1	100.00%	0	0.00%	

OFFICIAL FINAL ELECTION RESULTS
 2019 GENERAL ELECTION
 SALT LAKE COUNTY, UTAH
 STATEMENT OF VOTES CAST

Date:11/19/19
 Time:14:03:52
 Page:105 of 112

Millcreek Mayor								
	Reg. Voters	Times Counted	Total Votes	JEFF SILVESTRINI		ANGEL VICE		
Total	655	275	274	189	68.98%	85	31.02%	
MIL022								
Polling	846	0	0	0	-	0	-	
Vote Centers	846	5	5	2	40.00%	3	60.00%	
Vote By Mail	846	371	370	285	77.03%	85	22.97%	
Early Voting	846	0	0	0	-	0	-	
Total	846	376	375	287	76.53%	88	23.47%	
MIL023								
Polling	753	0	0	0	-	0	-	
Vote Centers	753	10	10	4	40.00%	6	60.00%	
Vote By Mail	753	352	352	279	79.26%	73	20.74%	
Early Voting	753	1	1	0	0.00%	1	100.00%	
Total	753	363	363	283	77.96%	80	22.04%	
MIL024								
Polling	744	0	0	0	-	0	-	
Vote Centers	744	7	7	6	85.71%	1	14.29%	
Vote By Mail	744	357	355	266	74.93%	89	25.07%	
Early Voting	744	1	1	1	100.00%	0	0.00%	
Total	744	365	363	273	75.21%	90	24.79%	
MIL025								
Polling	765	0	0	0	-	0	-	
Vote Centers	765	12	12	8	66.67%	4	33.33%	
Vote By Mail	765	330	327	262	80.12%	65	19.88%	
Early Voting	765	1	1	0	0.00%	1	100.00%	
Total	765	343	340	270	79.41%	70	20.59%	
MIL026								
Polling	752	0	0	0	-	0	-	
Vote Centers	752	19	19	11	57.89%	8	42.11%	
Vote By Mail	752	307	307	223	72.64%	84	27.36%	
Early Voting	752	0	0	0	-	0	-	
Total	752	326	326	234	71.78%	92	28.22%	
MIL027								
Polling	989	0	0	0	-	0	-	
Vote Centers	989	13	13	5	38.46%	8	61.54%	
Vote By Mail	989	480	480	361	75.21%	119	24.79%	
Early Voting	989	0	0	0	-	0	-	
Total	989	493	493	366	74.24%	127	25.76%	
MIL028								
Polling	745	0	0	0	-	0	-	
Vote Centers	745	13	13	9	69.23%	4	30.77%	
Vote By Mail	745	385	385	299	77.66%	86	22.34%	
Early Voting	745	1	1	1	100.00%	0	0.00%	

OFFICIAL FINAL ELECTION RESULTS
 2019 GENERAL ELECTION
 SALT LAKE COUNTY, UTAH
 STATEMENT OF VOTES CAST

Date:11/19/19
 Time:14:03:52
 Page:106 of 112

Millcreek Mayor								
	Reg. Voters	Times Counted	Total Votes	JEFF SILVESTRINI		ANGEL VICE		
Total	745	399	399	309	77.44%	90	22.56%	
MIL029								
Polling	664	0	0	0	-	0	-	
Vote Centers	664	9	9	7	77.78%	2	22.22%	
Vote By Mail	664	316	314	246	78.34%	68	21.66%	
Early Voting	664	0	0	0	-	0	-	
Total	664	325	323	253	78.33%	70	21.67%	
MIL030								
Polling	592	0	0	0	-	0	-	
Vote Centers	592	10	10	4	40.00%	6	60.00%	
Vote By Mail	592	289	287	251	87.46%	36	12.54%	
Early Voting	592	0	0	0	-	0	-	
Total	592	299	297	255	85.86%	42	14.14%	
MIL031								
Polling	740	0	0	0	-	0	-	
Vote Centers	740	8	8	8	100.00%	0	0.00%	
Vote By Mail	740	422	421	376	89.31%	45	10.69%	
Early Voting	740	0	0	0	-	0	-	
Total	740	430	429	384	89.51%	45	10.49%	
MIL032								
Polling	946	0	0	0	-	0	-	
Vote Centers	946	11	11	8	72.73%	3	27.27%	
Vote By Mail	946	495	489	402	82.21%	87	17.79%	
Early Voting	946	3	3	3	100.00%	0	0.00%	
Total	946	509	503	413	82.11%	90	17.89%	
MIL033								
Polling	841	0	0	0	-	0	-	
Vote Centers	841	18	17	12	70.59%	5	29.41%	
Vote By Mail	841	412	412	311	75.49%	101	24.51%	
Early Voting	841	0	0	0	-	0	-	
Total	841	430	429	323	75.29%	106	24.71%	
MIL034								
Polling	809	0	0	0	-	0	-	
Vote Centers	809	14	14	10	71.43%	4	28.57%	
Vote By Mail	809	357	357	311	87.11%	46	12.89%	
Early Voting	809	0	0	0	-	0	-	
Total	809	371	371	321	86.52%	50	13.48%	
MIL035								
Polling	1006	0	0	0	-	0	-	
Vote Centers	1006	14	14	11	78.57%	3	21.43%	
Vote By Mail	1006	461	461	374	81.13%	87	18.87%	
Early Voting	1006	0	0	0	-	0	-	

**OFFICIAL FINAL ELECTION RESULTS
2019 GENERAL ELECTION
SALT LAKE COUNTY, UTAH
STATEMENT OF VOTES CAST**

Date:11/19/19
Time:14:03:52
Page:107 of 112

Millcreek Mayor								
	Reg. Voters	Times Counted	Total Votes	JEFF SILVESTRINI		ANGEL VICE		
Total	1006	475	475	385	81.05%	90	18.95%	
MIL036								
Polling	776	0	0	0	-	0	-	
Vote Centers	776	6	6	4	66.67%	2	33.33%	
Vote By Mail	776	408	407	337	82.80%	70	17.20%	
Early Voting	776	0	0	0	-	0	-	
Total	776	414	413	341	82.57%	72	17.43%	
MIL037								
Polling	626	0	0	0	-	0	-	
Vote Centers	626	8	6	4	66.67%	2	33.33%	
Vote By Mail	626	278	275	225	81.82%	50	18.18%	
Early Voting	626	0	0	0	-	0	-	
Total	626	286	281	229	81.49%	52	18.51%	
MIL038								
Polling	688	0	0	0	-	0	-	
Vote Centers	688	7	7	4	57.14%	3	42.86%	
Vote By Mail	688	403	401	322	80.30%	79	19.70%	
Early Voting	688	0	0	0	-	0	-	
Total	688	410	408	326	79.90%	82	20.10%	
MIL039								
Polling	803	0	0	0	-	0	-	
Vote Centers	803	9	9	8	88.89%	1	11.11%	
Vote By Mail	803	452	448	358	79.91%	90	20.09%	
Early Voting	803	1	1	1	100.00%	0	0.00%	
Total	803	462	458	367	80.13%	91	19.87%	
MIL040								
Polling	679	0	0	0	-	0	-	
Vote Centers	679	6	6	1	16.67%	5	83.33%	
Vote By Mail	679	332	332	229	68.98%	103	31.02%	
Early Voting	679	3	2	2	100.00%	0	0.00%	
Total	679	341	340	232	68.24%	108	31.76%	
MIL041								
Polling	519	0	0	0	-	0	-	
Vote Centers	519	5	5	3	60.00%	2	40.00%	
Vote By Mail	519	257	254	188	74.02%	66	25.98%	
Early Voting	519	0	0	0	-	0	-	
Total	519	262	259	191	73.75%	68	26.25%	
MIL042								
Polling	618	0	0	0	-	0	-	
Vote Centers	618	3	3	2	66.67%	1	33.33%	
Vote By Mail	618	302	302	222	73.51%	80	26.49%	
Early Voting	618	3	3	0	0.00%	3	100.00%	

OFFICIAL FINAL ELECTION RESULTS
 2019 GENERAL ELECTION
 SALT LAKE COUNTY, UTAH
 STATEMENT OF VOTES CAST

Date:11/19/19
 Time:14:03:52
 Page:108 of 112

Millcreek Mayor								
	Reg. Voters	Times Counted	Total Votes	JEFF SILVESTRINI		ANGEL VICE		
Total	618	308	308	224	72.73%	84	27.27%	
MIL043								
Polling	843	0	0	0	-	0	-	
Vote Centers	843	8	8	1	12.50%	7	87.50%	
Vote By Mail	843	402	402	287	71.39%	115	28.61%	
Early Voting	843	0	0	0	-	0	-	
Total	843	410	410	288	70.24%	122	29.76%	
MIL044								
Polling	476	0	0	0	-	0	-	
Vote Centers	476	2	2	1	50.00%	1	50.00%	
Vote By Mail	476	239	239	165	69.04%	74	30.96%	
Early Voting	476	0	0	0	-	0	-	
Total	476	241	241	166	68.88%	75	31.12%	
MIL045								
Polling	625	0	0	0	-	0	-	
Vote Centers	625	2	2	0	0.00%	2	100.00%	
Vote By Mail	625	304	304	230	75.66%	74	24.34%	
Early Voting	625	0	0	0	-	0	-	
Total	625	306	306	230	75.16%	76	24.84%	
MIL046								
Polling	379	0	0	0	-	0	-	
Vote Centers	379	5	5	1	20.00%	4	80.00%	
Vote By Mail	379	162	160	115	71.88%	45	28.13%	
Early Voting	379	0	0	0	-	0	-	
Total	379	167	165	116	70.30%	49	29.70%	
Total								
Polling	33636	0	0	0	-	0	-	
Vote Centers	33636	355	352	204	57.95%	148	42.05%	
Vote By Mail	33636	14142	14097	10636	75.45%	3461	24.55%	
Early Voting	33636	32	31	15	48.39%	16	51.61%	
Total	33636	14529	14480	10855	74.97%	3625	25.03%	

OFFICIAL FINAL ELECTION RESULTS
 2019 GENERAL ELECTION
 SALT LAKE COUNTY, UTAH
 STATEMENT OF VOTES CAST

Date:11/19/19
 Time:14:03:53
 Page:109 of 112

Millcreek Council 1				
	Reg. Voters	Times Counted	Total Votes	SILVIA CATTEN
Jurisdiction Wide				
MIL007				
Polling	294	0	0	0 -
Vote Centers	294	1	1	1 100.00%
Vote By Mail	294	52	47	47 100.00%
Early Voting	294	0	0	0 -
Total	294	53	48	48 100.00%
MIL008				
Polling	316	0	0	0 -
Vote Centers	316	0	0	0 -
Vote By Mail	316	34	32	32 100.00%
Early Voting	316	0	0	0 -
Total	316	34	32	32 100.00%
MIL009				
Polling	884	0	0	0 -
Vote Centers	884	4	4	4 100.00%
Vote By Mail	884	155	136	136 100.00%
Early Voting	884	0	0	0 -
Total	884	159	140	140 100.00%
MIL010				
Polling	563	0	0	0 -
Vote Centers	563	1	1	1 100.00%
Vote By Mail	563	138	119	119 100.00%
Early Voting	563	2	2	2 100.00%
Total	563	141	122	122 100.00%
MIL011				
Polling	957	0	0	0 -
Vote Centers	957	8	5	5 100.00%
Vote By Mail	957	325	285	285 100.00%
Early Voting	957	0	0	0 -
Total	957	333	290	290 100.00%
MIL012				
Polling	800	0	0	0 -
Vote Centers	800	6	6	6 100.00%
Vote By Mail	800	252	213	213 100.00%
Early Voting	800	0	0	0 -
Total	800	258	219	219 100.00%
MIL013				
Polling	747	0	0	0 -
Vote Centers	747	3	3	3 100.00%
Vote By Mail	747	245	213	213 100.00%
Early Voting	747	0	0	0 -

OFFICIAL FINAL ELECTION RESULTS
 2019 GENERAL ELECTION
 SALT LAKE COUNTY, UTAH
 STATEMENT OF VOTES CAST

Date:11/19/19
 Time:14:03:53
 Page:110 of 112

Millcreek Council 1					
	Reg. Voters	Times Counted	Total Votes	SILVIA CATTEN	
Total	747	248	216	216	100.00%
MIL017					
Polling	444	0	0	0	-
Vote Centers	444	2	2	2	100.00%
Vote By Mail	444	126	104	104	100.00%
Early Voting	444	1	0	0	-
Total	444	129	106	106	100.00%
MIL018					
Polling	889	0	0	0	-
Vote Centers	889	3	3	3	100.00%
Vote By Mail	889	273	237	237	100.00%
Early Voting	889	0	0	0	-
Total	889	276	240	240	100.00%
MIL046					
Polling	379	0	0	0	-
Vote Centers	379	5	3	3	100.00%
Vote By Mail	379	162	148	148	100.00%
Early Voting	379	0	0	0	-
Total	379	167	151	151	100.00%
Total					
Polling	6273	0	0	0	-
Vote Centers	6273	33	28	28	100.00%
Vote By Mail	6273	1762	1534	1534	100.00%
Early Voting	6273	3	2	2	100.00%
Total	6273	1798	1564	1564	100.00%

OFFICIAL FINAL ELECTION RESULTS
 2019 GENERAL ELECTION
 SALT LAKE COUNTY, UTAH
 STATEMENT OF VOTES CAST

Date:11/19/19
 Time:14:03:53
 Page:111 of 112

Millcreek Council 3							
	Reg. Voters	Times Counted	Total Votes	JEMINA A. KELLER		CHERI JACKSON	
Jurisdiction Wide							
MIL005							
Polling	460	0	0	0	-	0	-
Vote Centers	460	9	7	4	57.14%	3	42.86%
Vote By Mail	460	177	173	46	26.59%	127	73.41%
Early Voting	460	1	1	1	100.00%	0	0.00%
Total	460	187	181	51	28.18%	130	71.82%
MIL020							
Polling	679	0	0	0	-	0	-
Vote Centers	679	16	14	4	28.57%	10	71.43%
Vote By Mail	679	266	259	77	29.73%	182	70.27%
Early Voting	679	0	0	0	-	0	-
Total	679	282	273	81	29.67%	192	70.33%
MIL021							
Polling	655	0	0	0	-	0	-
Vote Centers	655	9	9	2	22.22%	7	77.78%
Vote By Mail	655	265	258	46	17.83%	212	82.17%
Early Voting	655	1	1	0	0.00%	1	100.00%
Total	655	275	268	48	17.91%	220	82.09%
MIL022							
Polling	846	0	0	0	-	0	-
Vote Centers	846	5	5	1	20.00%	4	80.00%
Vote By Mail	846	371	366	77	21.04%	289	78.96%
Early Voting	846	0	0	0	-	0	-
Total	846	376	371	78	21.02%	293	78.98%
MIL023							
Polling	753	0	0	0	-	0	-
Vote Centers	753	10	9	1	11.11%	8	88.89%
Vote By Mail	753	352	343	70	20.41%	273	79.59%
Early Voting	753	1	1	1	100.00%	0	0.00%
Total	753	363	353	72	20.40%	281	79.60%
MIL024							
Polling	744	0	0	0	-	0	-
Vote Centers	744	7	7	4	57.14%	3	42.86%
Vote By Mail	744	357	350	85	24.29%	265	75.71%
Early Voting	744	1	1	1	100.00%	0	0.00%
Total	744	365	358	90	25.14%	268	74.86%
MIL025							
Polling	765	0	0	0	-	0	-
Vote Centers	765	12	12	2	16.67%	10	83.33%
Vote By Mail	765	330	324	63	19.44%	261	80.56%
Early Voting	765	1	1	1	100.00%	0	0.00%

OFFICIAL FINAL ELECTION RESULTS
 2019 GENERAL ELECTION
 SALT LAKE COUNTY, UTAH
 STATEMENT OF VOTES CAST

Date:11/19/19
 Time:14:03:53
 Page:112 of 112

Millcreek Council 3								
	Reg. Voters	Times Counted	Total Votes	JEMINA A. KELLER		CHERI JACKSON		
Total	765	343	337	66	19.58%	271	80.42%	
MIL029								
Polling	664	0	0	0	-	0	-	
Vote Centers	664	9	9	1	11.11%	8	88.89%	
Vote By Mail	664	316	313	50	15.97%	263	84.03%	
Early Voting	664	0	0	0	-	0	-	
Total	664	325	322	51	15.84%	271	84.16%	
MIL030								
Polling	592	0	0	0	-	0	-	
Vote Centers	592	10	10	4	40.00%	6	60.00%	
Vote By Mail	592	289	283	48	16.96%	235	83.04%	
Early Voting	592	0	0	0	-	0	-	
Total	592	299	293	52	17.75%	241	82.25%	
MIL031								
Polling	740	0	0	0	-	0	-	
Vote Centers	740	8	8	0	0.00%	8	100.00%	
Vote By Mail	740	422	416	32	7.69%	384	92.31%	
Early Voting	740	0	0	0	-	0	-	
Total	740	430	424	32	7.55%	392	92.45%	
MIL032								
Polling	946	0	0	0	-	0	-	
Vote Centers	946	11	11	1	9.09%	10	90.91%	
Vote By Mail	946	495	485	83	17.11%	402	82.89%	
Early Voting	946	3	3	0	0.00%	3	100.00%	
Total	946	509	499	84	16.83%	415	83.17%	
MIL038								
Polling	688	0	0	0	-	0	-	
Vote Centers	688	7	6	2	33.33%	4	66.67%	
Vote By Mail	688	403	383	127	33.16%	256	66.84%	
Early Voting	688	0	0	0	-	0	-	
Total	688	410	389	129	33.16%	260	66.84%	
MIL039								
Polling	803	0	0	0	-	0	-	
Vote Centers	803	9	9	1	11.11%	8	88.89%	
Vote By Mail	803	452	445	120	26.97%	325	73.03%	
Early Voting	803	1	0	0	-	0	-	
Total	803	462	454	121	26.65%	333	73.35%	
Total								
Polling	9335	0	0	0	-	0	-	
Vote Centers	9335	122	116	27	23.28%	89	76.72%	
Vote By Mail	9335	4495	4398	924	21.01%	3474	78.99%	
Early Voting	9335	9	8	4	50.00%	4	50.00%	
Total	9335	4626	4522	955	21.12%	3567	78.88%	

**2019 General Election Canvass Statistics:
Millcreek Mayor & City Councils 1 & 3**

Eligible Registered Voters		33,636	
Ballots Counted		14,529	43.19%
By Mail Ballots Counted		14,142	42.04%
By Mail Ballots Not Accepted (not counted)		201	1.42%
* <i>Returned Unsigned</i>		24	
* <i>Signatures Did Not Match the Voter Record</i>		81	
<i>Two ballots in one envelope</i>		-	
<i>Empty Envelopes</i>		2	
Ballots Postmark Invalid		94	
Cure Letters			
<i>Cure Letters Sent</i>		298	2.11%
<i>Cure Letters Returned</i>		191	64.09%
Voted in Person		387	2.66%
<i>In Office/Early Voting</i>		32	0.22%
<i>Vote Centers on Election Day</i>		355	2.44%
Emergency Ballots			
<i>Emergency Absentee Ballots issued</i>		-	
<i>Emergency Absentee Ballots counted</i>		-	
Provisional Ballots Issued		47	0.32%
Provisional Ballots Counted		40	85.11%
<i>Same Day Registration (No Prior Registration)</i>		7	
Provisional Ballots Not Accepted		6	12.77%
<i>Voted an Absentee Ballot or Early</i>		1	
<i>Not Eligible for Ballot Issued</i>		1	
<i>Incomplete Registration</i>		-	
<i>No ID Provided</i>		-	
<i>No Proof of Residency</i>		5	
Vote Centers and Vote Center Workers			
<i>Number of Election Day Vote Centers</i>		28	
<i>Number of Early Voting Locations</i>		8	
<i>Number of Vote Center Workers</i>		91	
<i>Number of TSX machines deployed</i>		175	
Ballots Counted on or Before Election Day		10,861	74.75%
(Absentee, By Mail, Vote Centers and Early Voting)			
Valid Ballots Processed and Counted After Election Day		3,668	25.25%

* Voters were notified and provided an opportunity to rectify their ballots.